

SPECIFICATION:

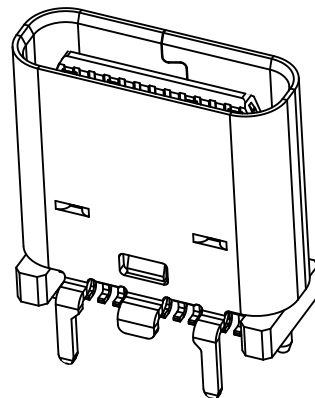
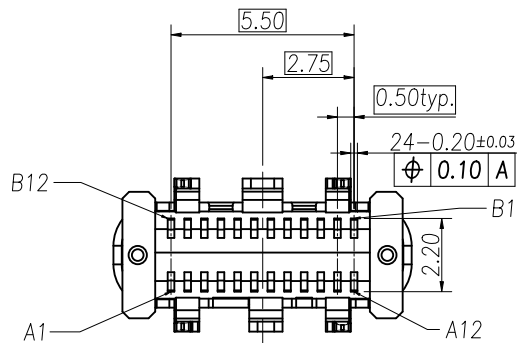
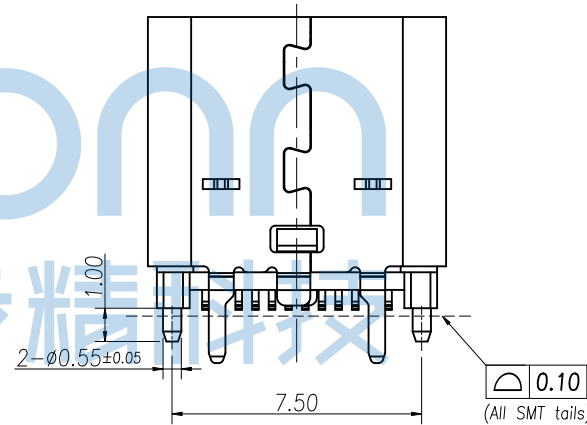
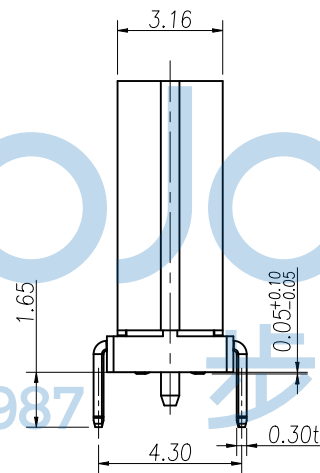
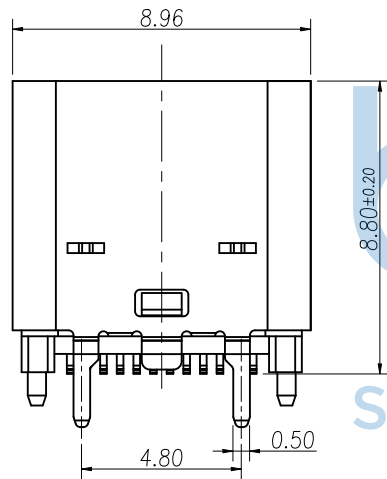
1.ELECTRICAL CHARACTERISTICS:

- 1.1 CURRENT RATING: 5A
- 1.2 TEMPERATURE RANGE: -40 °C ~ 85 °C
- 1.3 CONTACT RESISTANCE: 30 MILLIONHM MAX.
- 1.4 DIELECTRIC WITHSTANDING VOLTAGE: 100 VAC r.m.s
- 1.5 INSULATION RESISTNACE: 100 MEGOHMS MIN.

2.MECHANICAL CHARACTERISTICS

- 2.1 INSERTION FORCE: 5~20N
- 2.2 EXTRACTION FORCE: Initial:8~20N;
- 2.3 DURABILITY:10,000CYCLES

3.THE SHELL LENTH IS LESS THAN THE MINIMUM SPECIFIED BY THE USB TYPE C STANDARD.AS SUCH IS CONNOT INDENOENDENTLY BE GUARANTEED TO MEET ALL TYPE C MECHANICAL REQUIREMENTS.



| 5 | MID PLATE | 1 PCS | SUS301 T=0.15 | None |
|-----|-------------|-------|-------------------|---|
| 4 | CONTACT 2 | 1 SET | C7025 T=0.15 | Ni 50~100u" Plated; After Au 1u" Plated On Contact Area And Solder Area |
| 3 | CONTACT 1 | 1 SET | C7025 T=0.15 | |
| 2 | IM HOUSING | 1 PCS | LCP BLACK UL94V-0 | None |
| 1 | SHELL | 1 PCS | SUS304 T=0.30 | Ni 50~120u" Plated |
| NO. | DESCRIPTION | QTY. | MATERIAL | FINISHED |

THIS DOCUMENT IS THE SOLE PROPERTY OF

BBJconn Technology Co.,Ltd.
Corporation AND SHOULD

NOT BE USED IN WHOLE OR IN PART WITHOUT

PRIOR WRITTEN PERMISSION.

PDWG.NO: 0851-1

深圳市步步精科技有限公司

.X: ±0.38 X': ±3"
.XX: ±0.25 .X': ±2"
.XXX: ±0.13 .XX': ±1"

APPD. JM_Zheng

CHKD. LYX

DR. LYL

NAME: TYPE-C 24P 母座 直立式 四脚插 带柱 端子SMT H=8.80 编带

PJ. NO.: 126-224-240002-M3G

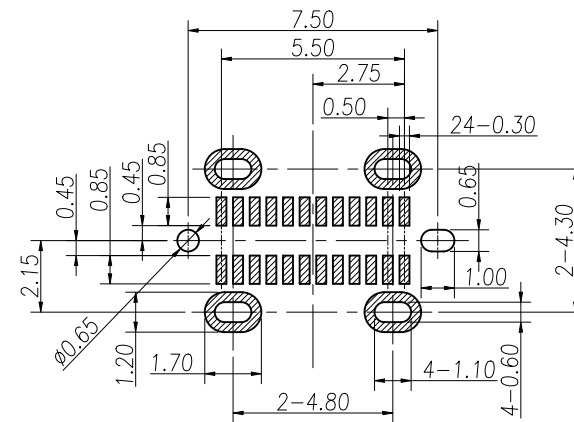
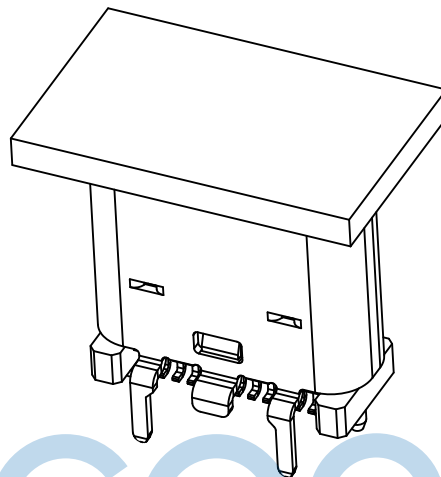
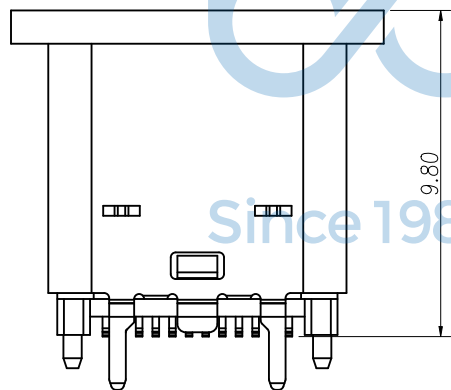

SIZE: A4 DRW NO.:

FINISH: SEE NOTES MAT'L.: SEE NOTES

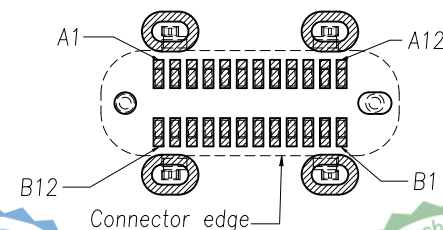
SCALE: N/A REV.: AO UNIT: mm PAGE: 1/3

| REV. | ECN NO | CONTENT | DATE | ENGINEER |
|------|--------|-----------------|------|----------|
| A0 | | Initial release | / | LYL |

ASSEMBLY CAP



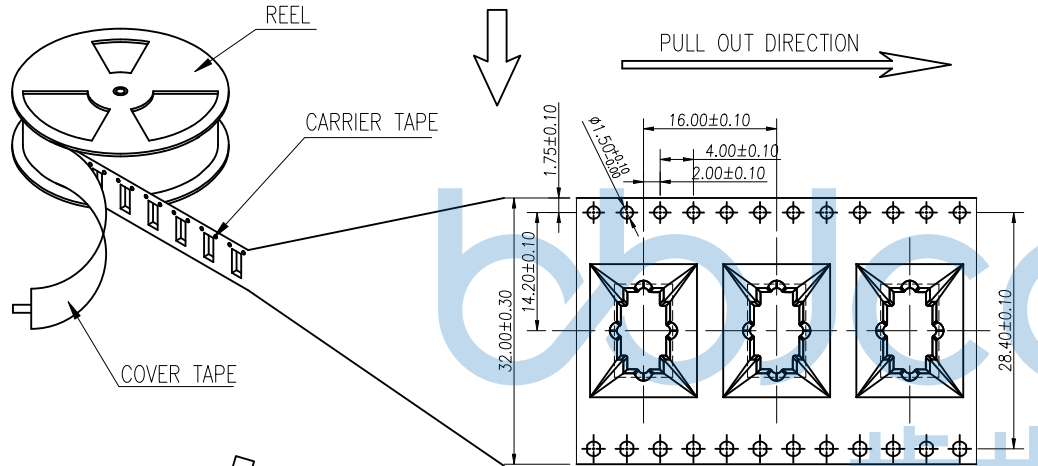
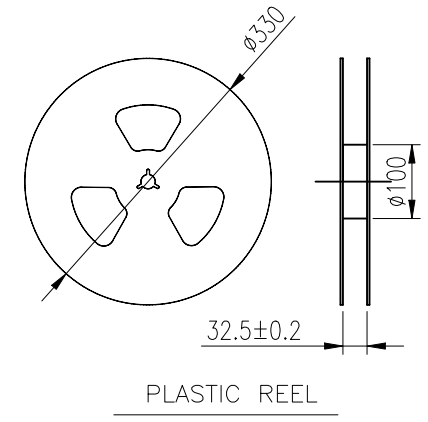
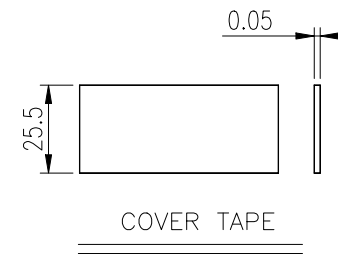
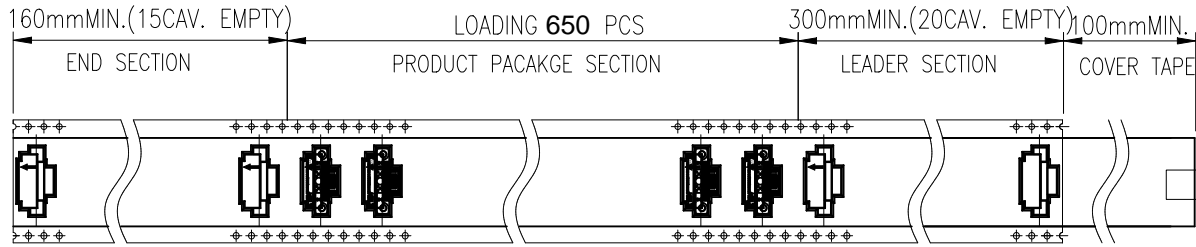
P.C.B LAYOUT VIEW
TOLERANCE ± 0.05



| PIN ASSIGNMENT | | | | | | | | | | | | BLADE | SHELL |
|----------------|------|------|------|------|----|----|------|------|------|------|-----|-------|-------|
| A1 | A2 | A3 | A4 | A5 | A6 | A7 | A8 | A9 | A10 | A11 | A12 | | |
| GND | TX1+ | TX1- | VBUS | CC1 | D+ | D- | SBU1 | VBUS | RX2- | RX2+ | GND | | |
| GND | RX1+ | RX1- | VBUS | SBU2 | D- | D+ | CC2 | VBUS | TX2- | TX2+ | GND | GND | GND |
| B12 | B11 | B10 | B9 | B8 | B7 | B6 | B5 | B4 | B3 | B2 | B1 | | |

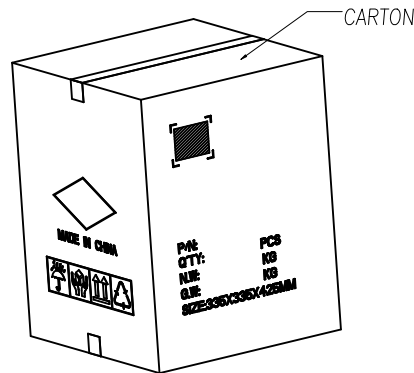
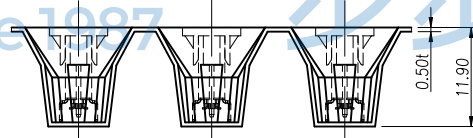
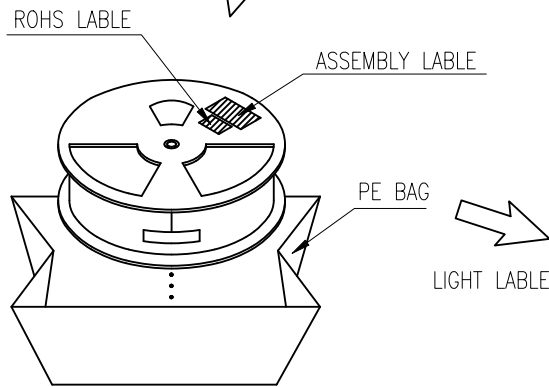
| | | | |
|---|----------|------------------------------|--|
| THIS DOCUMENT IS THE SOLE PROPERTY OF BBJconn Technology Co., Ltd. Corporation AND SHOULD NOT BE USED IN WHOLE OR IN PART WITHOUT PRIOR WRITTEN PERMISSION. | | 深圳市步步精科技有限公司 工程部部长 | |
| APPD. | JM_Zheng | NAME: | TYPE-C 24P 母座 直立式 四脚插 带柱 端子SMT H=8.80 编带 |
| CHKD. | LYX | PJ. NO.: | 126-224-240002-M3G |
| DR. | LYL | SIZE: | A4 DRW NO.: |
| PDWG.NO: | 0851-1 | FINISH: | SEE NOTES |
| | | MAT'L.: | SEE NOTES |
| | | SCALE: | N/A |
| | | REV.: | A0 |
| | | UNIT: | mm |
| | | PAGE: | 2/3 |

| REV. | ECN NO | CONTENT | DATE | ENGINEER |
|------|--------|-----------------|------|----------|
| A0 | | Initial release | / | LYL |



NOTES 2:

- MATERIAL:
 - 1.1 REEL AND AXLE: PS,BLUE
 - 1.2 CARRIER TAPE: PET, LUCID
 - 1.3 COVER TAPE: PS,TRANSPARENT
 - 1.4 SHIPPING CARTON: CORRUGATED FIBER
- DIMENSION:
 - 2.1 REEL: W=32.5, $\phi A=330$
 - 2.2 CARRIER TAPE: T=0.50 W=32.0
 - 2.3 COVER TAPE: T=0.05 W=25.5
 - 2.4 SHIPPING CARTON: L=335mm, W=335mm, H=425mm
- QUANTITY:
 - 3.1 PRIMAY PACKING: 650 PCS/REEL
 - 3.2 SECONDARY PACKING: 10 REELS/CARTON(6500 PCS/CARTON)
- PEELING RESISTANCE: 0.1~1.3N
 - 4.1 PEELING SPEED: 300mm/minutes
 - 4.2 PEELING ANGLE: 165° ~180°



| | | | |
|--|--|---|--|
| THIS DOCUMENT IS THE SOLE PROPERTY OF BBJconn Technology Co.,Ltd. Corporation AND SHOULD NOT BE USED IN WHOLE OR IN PART WITHOUT PRIOR WRITTEN PERMISSION. | | 深圳市步步精科技有限公司 NAME: TYPE-C 24P 母座 直立式 四脚插 带柱 端子SMT H=8.80 编带 APPD. JM_Zheng CHKD. LYX DR. LYL PDWG.NO: 0851-1 | |
| .X: ±0.38 .XX: ±0.25 .XXX: ±0.13 | | X': ±3" .X': ±2" .XX': ±1" | |
| PJ. NO.: 126-224-240002-M3G SIZE: A4 DRW NO.: FINISH: SEE NOTES MAT'L.: SEE NOTES SCALE: N/A REV.: A0 UNIT: mm PAGE: 3/3 | | | |