

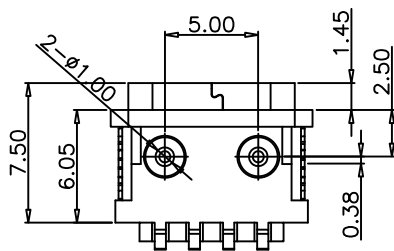
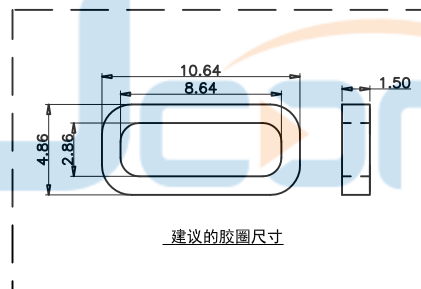
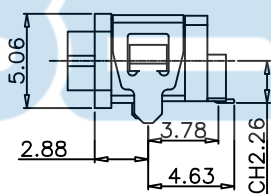
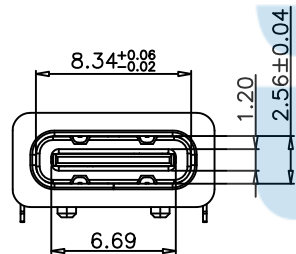
RECOMMENDED PCB LAYOUT(TOP VIEW)

THICKNESS T=1.0mm
DEFAULT TOLERANCE+/-0.05

NOTES:

SPECIFICATION:

- CURRENT RATING: 3.0A MAX
- DIELECTRIC WITHSTAND VOLTAGE: 100VAC
- TEMPERATURE RANGE: -30 ° C ~ 85 ° C
- CONTACT RESISTANCE: 40 MILLIONHM MAX
- INSULATION RESISTANCE: 100 MEGOHMS MIN.
- INSERTION FORCE : 5N~20N
- UNMATING FORCE: 8N~20N
- DURABILITY:5000 CYCLES



5	Shell2	1	SUS301 Ni Plating T=0.20mm	Ni:40~120u";
4	Shell1	1	SUS301 Ni Plating T=0.30mm	
3	Housing2	1	PA9T(G.F30%)	
2	Contact	4	Phosphor bronze C7025 Au/Ni Plating T=0.20mm	Ni:40~160u"; Au:CONTACT AREA:3u", OTHER AREA:G/F
1	Housing	1	PA9T(G.F30%)	
ITEM	PART NAME	Q'TY	FINISH	NOTE

深圳市步步精科技有限公司

TITLE: TYPE-C 4P 母座 板上两脚插防水L=7.50 带柱 IPX7 CH2.26

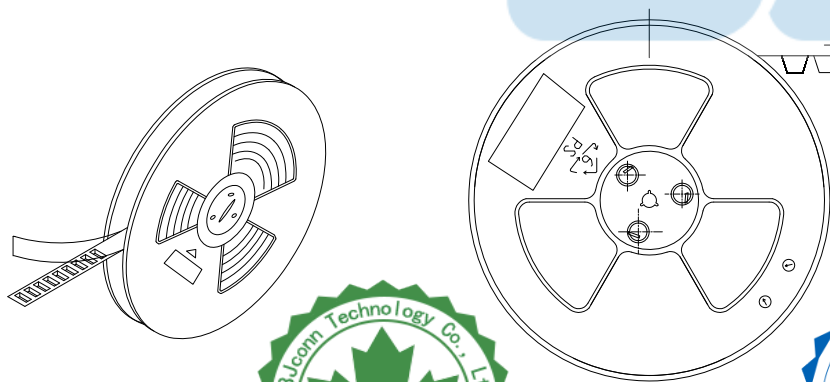
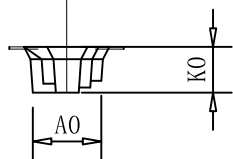
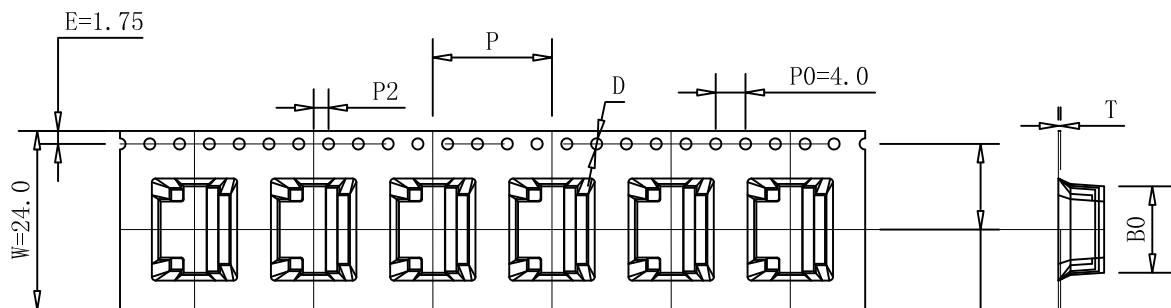
A9	VBUS	B12	GND
A12	GND	B9	VBUS
PIN	SIGNAL NAME	PIN	SIGNAL NAME

TOLERANCE UNSPECIFIED			
X.	±0.50	X.*	± 2°
.X	±0.30	.X*	± 1°
.XX	±0.10	.XX*	± 0.5°
.XXX	± 0.05		

DRAWN/ DATE	设计	HMY	SIZE:A4	UNIT:MM.	PART. NO:	UC.01.57-1W-0001
CHECKED/ DATE	审核	LYX	SCALE: 1:1	PROJECTION	REV.: 版本	
APPROVED/ DATE	核准	LJP	DWG. PATH	0366-2	SHEET: 页码	



REV.	DESCRIPTION	NAME	DATE
A	NEWS ISSUE		



1. 10 sprocket hole pitch cumulative tolerance $\pm 0.20\text{mm}$.
2. Carrier camber not to exceed 1mm in 250mm.
3. A_0 and B_0 measured on a plane 0.3mm above the bottom of the pocket.
4. K_0 measured from a plane on the inside bottom of the pocket to the top surface of the carrier.
5. All dimensions meet EIA-481-2A requirements.
6. Material: black Conductive Polystyrene.
7. Thickness: $0.40 \pm 0.05 \text{ mm}$.
8. Packing length per 13" reel : Meters.
9. Component loader per 13" reel : 700+32PCS 11.8M

包装容量 (PACKING CAPACITY)			重量 WEIGHT (Kg)		
PCS/REEL	REELS/CARTON	PCS/CARTON	N.W./PCS	N.W./BOX	G.W./BOX
700	10	7000			



ITEM	W	A_0	A_1	B_0	B_1	K_0	P	F	E_0	D	P_0	P_2	T
DIM	24.0 ^{+0.30} _{-0.30}	9.22 ^{+0.10} _{-0.10}	--- ^{+0.10} _{-0.10}	11.60 ^{+0.10} _{-0.10}	--- ^{+0.10} _{-0.10}	6.15 ^{+0.10} _{-0.10}	16.0 ^{+0.10} _{-0.10}	11.5 ^{+0.15} _{-0.15}	1.75 ^{+0.10} _{-0.10}	1.50 ^{+0.10} _{-0.00}	4.00 ^{+0.10} _{-0.10}	2.00 ^{+0.10} _{-0.10}	0.40 ^{+0.05} _{-0.05}

TOLERANCE	UNSPECIFIED
X.	± 0.50 X° $\pm 2^\circ$
.X	± 0.30 .X° $\pm 1^\circ$
.XX	± 0.10 .XX° $\pm 0.5^\circ$
.XXX	± 0.05

深圳市步步精科技有限公司

TITLE: TYPE-C 4P 母座 板上两脚插防水L=7.50 带柱 IPX7 CH2.26

DRAWN/DATE	设计 HMY	SIZE:A4	UNIT:MM.	PART. NO:	UC.01.57-1W-0001
CHECKED/DATE	审核 LYX	SCALE: 1:1	PROJECTION	REV.:	版本
APPROVED/DATE	核准 LJP	DWG. PATH	0366-2	SHEET:	页码