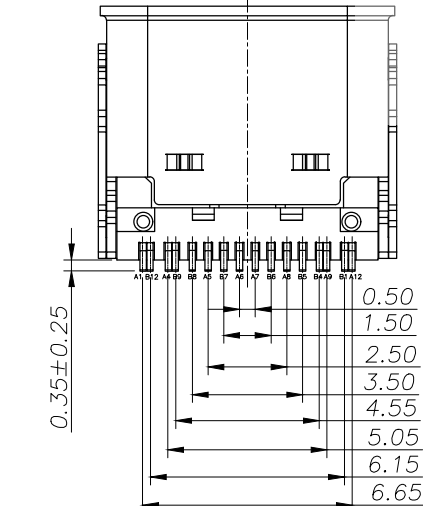
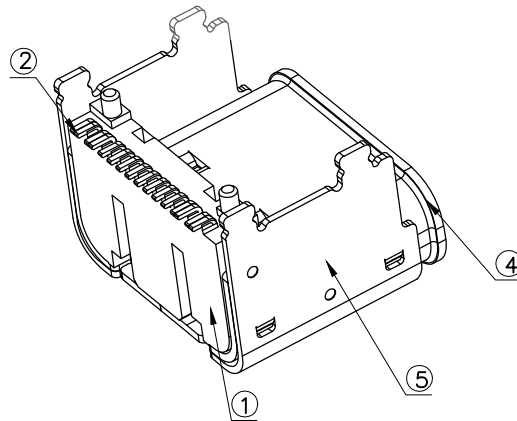
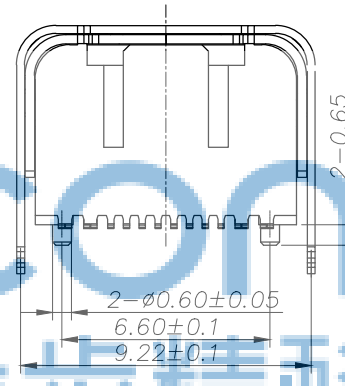
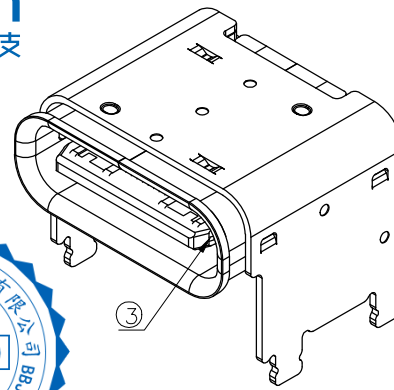
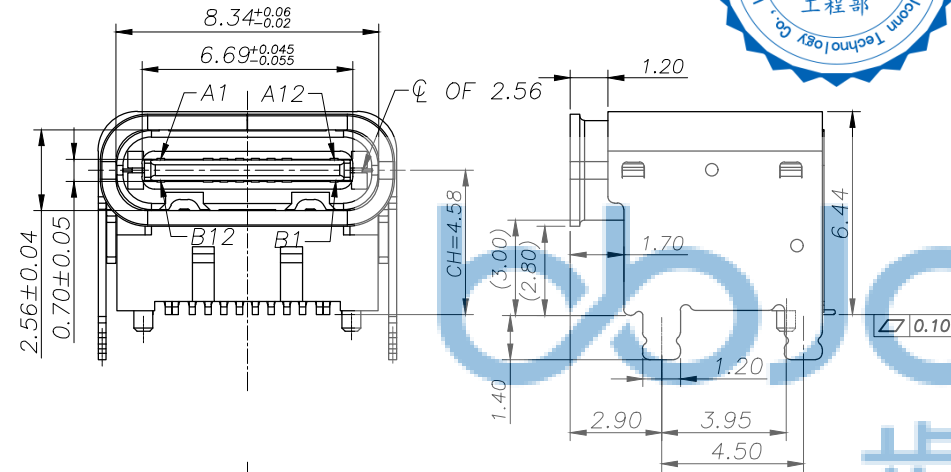
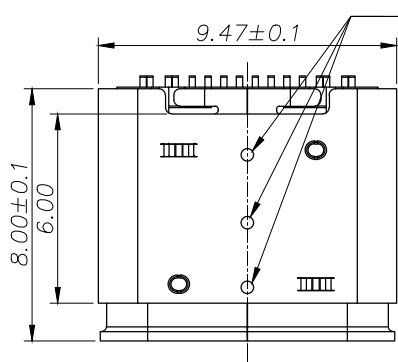


Since 1987

REV.	DESCRIPTION	NAME	DATE
X	XX	XX	XX

NOTE:

- MATERIAL SPECIFICATION:
 - HOUSING: HIGH TEMPERATURE RESISTANT PLASTIC, UL94 V-0.
 - CONTACTS: COPPER ALLOY
 - MID PLATE: STAINLESS STEEL
 - INSIDE SHELL: STAINLESS STEEL
 - OUTSIDE SHELL: STAINLESS STEEL
- PLATING SPECIFICATION:
 - CONTACTS:
 - Ni 50u" MIN. UNDER PLATED OVER ALL.
 - Au PLATED ON THE FUNCTIONAL AREA OF CONTACT. (GOLD PLATING THICKNESS FOLLOW THE P/N)
 - GOLD FLASH PLATING ON SOLDER AREA
 - INSIDE SHELL OR OUTSIDE SHELL:
 - Ni 30u" MIN. UNDER PLATED OVER ALL.
- MECHANICAL PERFORMANCE,
 - INSERTION FORCE: 0.5~2.0kgf.
 - REMOVAL FORCE: 0.8kgf~2.0kgf.
 - DURABILITY: 10000 CYCLES.
- ELECTRICAL PERFORMANCE,
 - CURRENT RATING: 5A
VOLTAGE RATING: 20V
 - INSULATION RESISTANCE: 100MΩ MIN
 - DIELECTRIC WITHSTAND VOLTAGE, AC 100V FOR 1 MINUTE.
 - LOW CONTACT RESISTANCE: INITIAL 40MΩ
AFTER 50MΩ
- ENVIRONMENTAL PERFORMANCE:
 - OPERATING TEMPERATURE: -30°C~+80°C.
- IR REFLOW:
 - THE PEAK TEMPERATURE ON THE BOARD SHALL BE MAINTAINED FOR 10 SECONDS AT 260°C.



NO.	DESCRIPTION	MATERIAL	REMARKS
5	OUTER SHELL	SUS304 T=0.25MM	NI 40u"MIN 1PCS
4	INNER SHELL	SUS304 T=0.30MM	NI 40u"MIN 1PCS
3	SHIELDING PLATE	SUS301 T=0.15MM	N/A 1PCS
2	CONTACT	C7025 T=0.15MM	Mating area 1u"Au Solder Tails: G/F Underplate: 80u"Min Ni overall 2SET
1	INSERT MOLDING	LCP UL94V-0	BLACK 1PCS

TOLERANCE UNSPECIFIED	
.0	±0.35
.00	±0.25
.000	±0.15
X.°	±1.00°

深圳市步步精科技有限公司

TITLE:
TYPE-C 16P 母座 板上 垫高3.0mm L=8.0 CH=4.58 端子C7025 紫胶

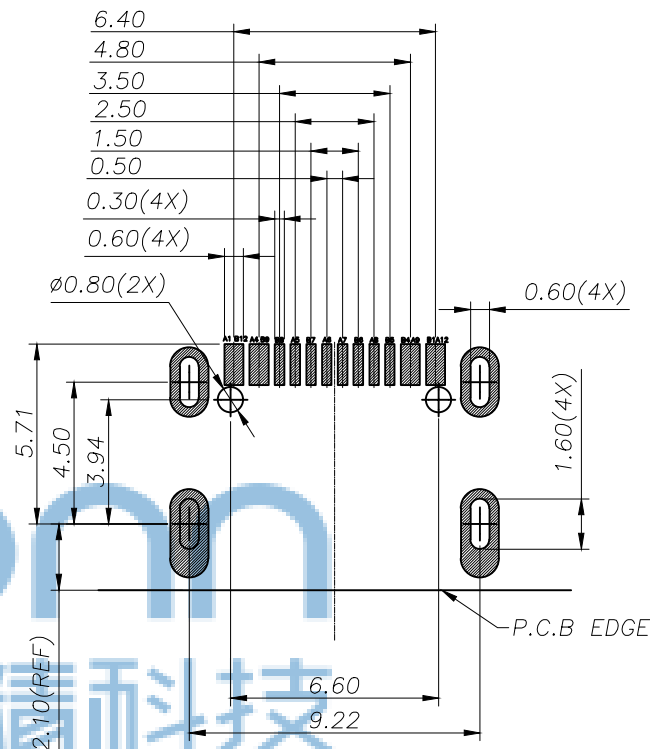
DRAWN/ DATE	设计 ZY	SIZE: A4	UNIT: MM.	PART. NO: UC. 01. 51-11-0057
CHECKED/ DATE	审核 LYX	SCALE: 1:1	PROJECTION	REV.: 版本
APPROVED/ DATE	核准 LJP	DWG. PATH	0100-2	SHEET: 页码



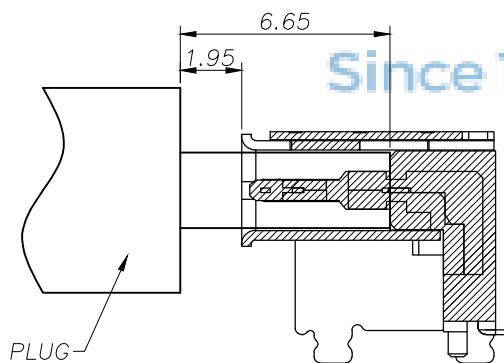
REV.	DESCRIPTION	NAME	DATE
X	XX	XX	XX

USB TYPE-C PIN ASSIGNMENTS

PIN NUMBER	SIGNAL NAME	PIN NUMBER	SIGNAL NAME
A1	GND	B12	GND
A4	VBUS	B9	VBUS
A5	CC1	B8	SBU2
A6	Dp1	B7	Dn2
A7	Dn1	B6	Dp2
A8	SBU1	B5	CC2
A9	VBUS	B4	VBUS
A12	GND	B1	GND



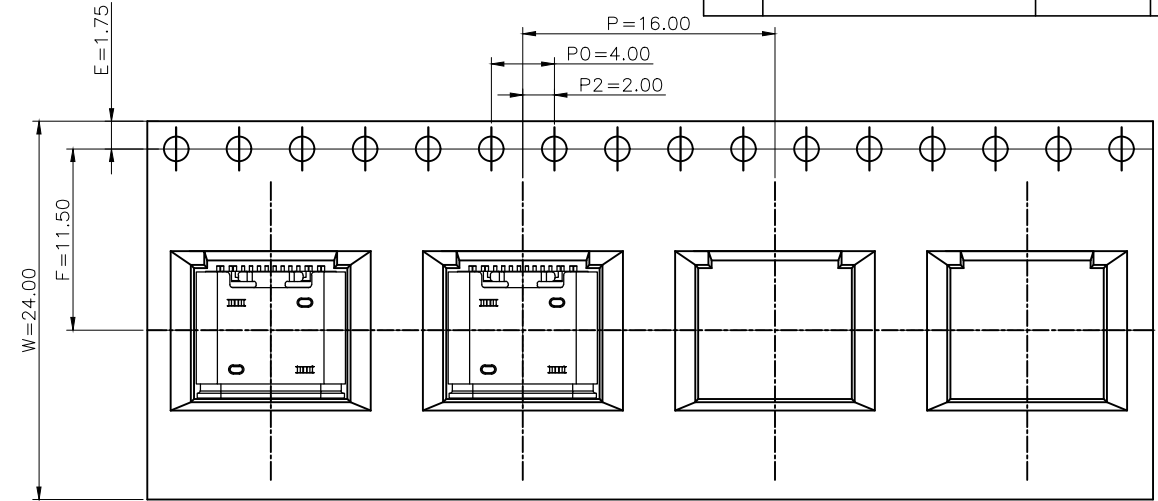
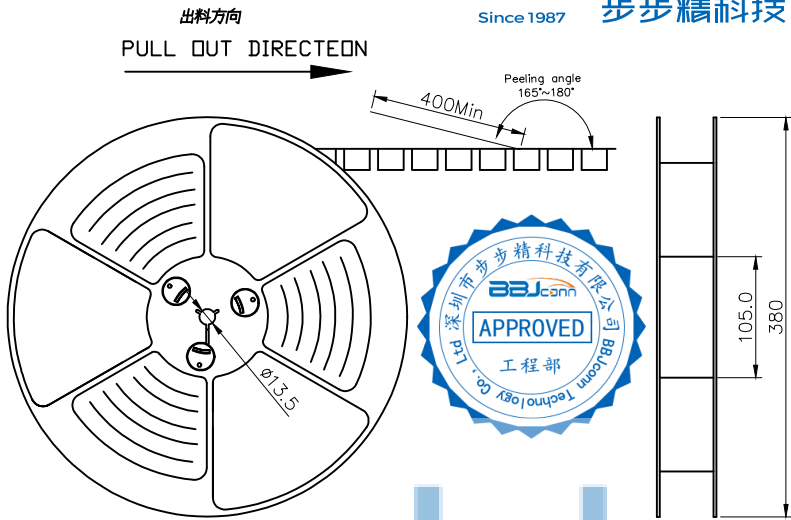
RECOMMEND P.C.B LAYOUT(COMPONENT SIDE)
TOLERANCE FOR PCB LAYOUT IS ± 0.05



AFTER MATING
SCALE 1:1

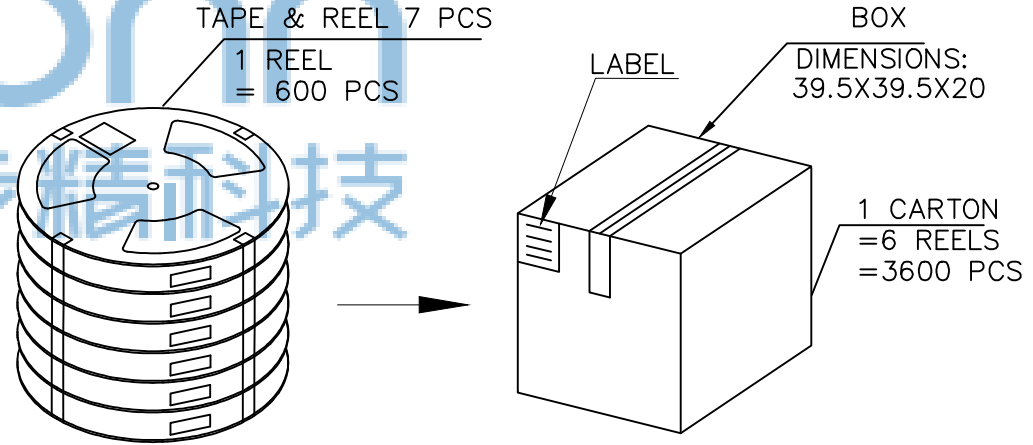

TOLERANCE UNSPECIFIED		深圳市步步精科技有限公司				
.0	± 0.35					TITLE: TYPE-C 16P 母座 板上 垫高3.0mm L=8.0 CH=4.58 端子C7025 紫胶
.00	± 0.25	DRAWN/ DATE	设计 ZY	SIZE:A4	UNIT:MM.	PART. NO: UC. 01. 51-11-0057
.000	± 0.15	CHECKED/ DATE	审核 LYX	SCALE: 1:1	PROJECTION	REV.: 版本
X. °	$\pm 1.00^\circ$	APPROVED/ DATE	核准 LJP	DWG. PATH	0100-2	SHEET: 页码
ASSEMBLY DRAWING						

REV.	DESCRIPTION	NAME	DATE
X	XX	XX	XX



NOTES

- 帶子引導長度
LEAD TAPE LENGTH
出料方向
PULL OUT DIRECTEON
出料方向
PULL OUT DIRECTEON
后空5PCS 600PCS产品 前空5PCS
- 上帶 剥离力為: 0.1~1.3N(10.2gf~130gf)
PEELING OFF FORCE OF TOP TAPE:0.1~1.3N(10.2gf~130gf)
出貨'運輸過程中一定注意:
THIS REQUIREMENT SHOULD BE APPLIED AT SHIPMENT:
卷帶在運輸過程中不能散開
PEELING OFF SHOULD NOT BE ALLOWED DURING TRANSPORTATION



包裝明細表 (The detail of the packing) Carton					
包裝容量 (Packing Capacity)			重量 Weight (Kg)		
pcs/box	boxs/Carton	Pcs/Box	N.W./Pcs	N.W./Box	G.W./Box
600	6	3600	----	----	----

TOLERANCE UNSPECIFIED		深圳市步步精科技有限公司			
.0	±0.35				
.00	±0.25	TITLE: TYPE-C 16P 母座 板上 墊高3.0mm L=8.0 CH=4.58 端子C7025 紫膠			
.000	±0.15	SIZE:A4	UNIT:MM.	PART. NO: UC. 01. 51-11-0057	
X.°	±1.00°	CHECKED/ DATE	SCALE: 1:1	PROJECTION	REV.: 版本
ASSEMBLY DRAWING		DRAWN/ DATE	DWG. PATH		SHEET: 页码
		设计 ZY	0100-2		
		审核 LYX			
		核准 LJP			