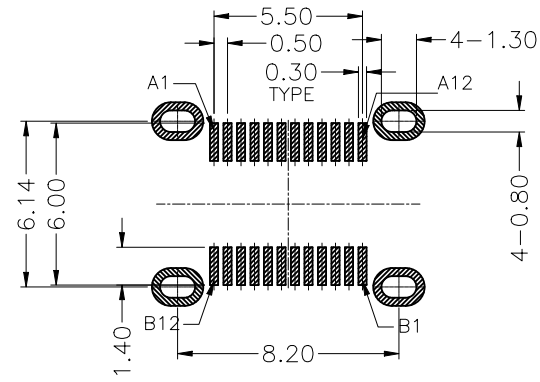
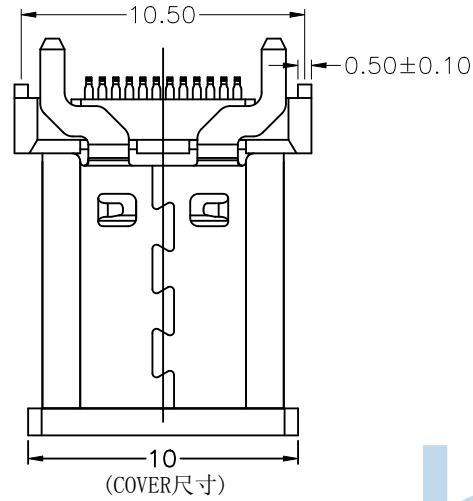
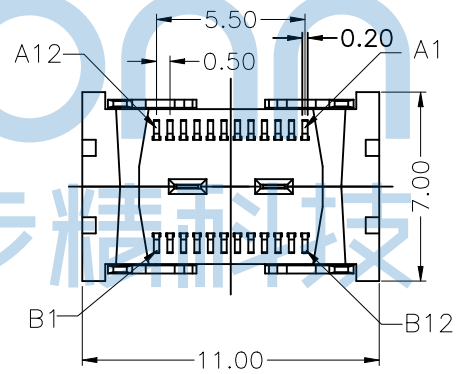
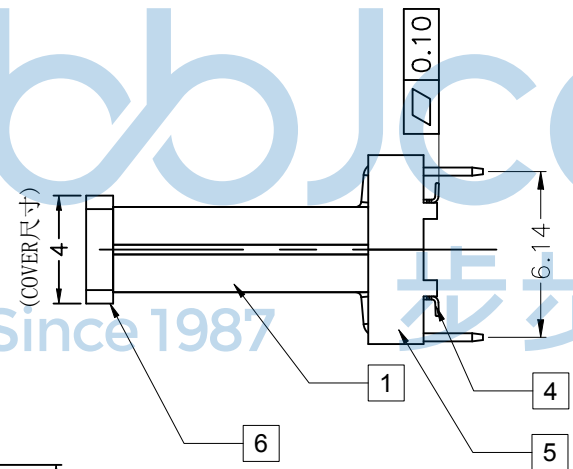
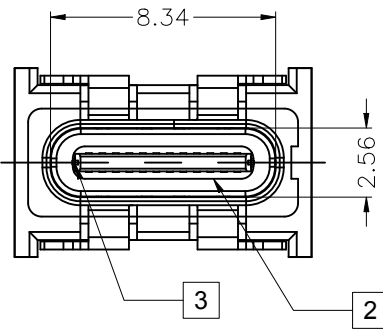


REV.	ECN NO	CONTENT	DATE	ENGINEER
A0		Initial release	/	TSP



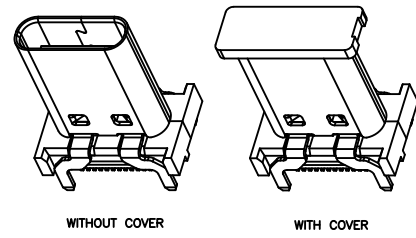
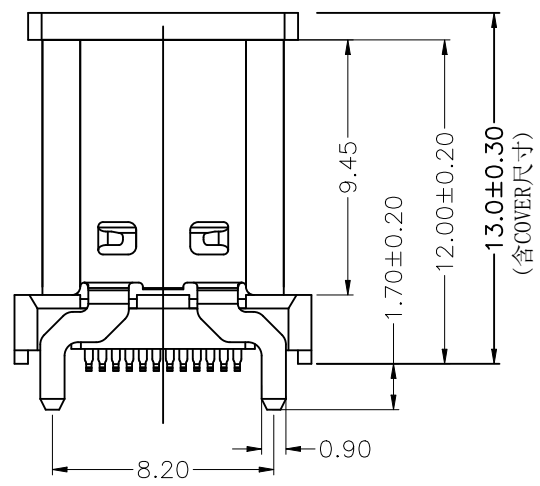
RECOMMEND P.C.B LAYOUT (COMPONENT SIDE)  
TOLERANCE FOR PCB LAYOUT IS ± 0.05  
KEEP OUT AREA

- Contact Resistance: 40mOHM Max. ;
- Dielectric Withstanding Voltage: 100V AC For 1 Minute;
- Insulation Resistance: 100M OHM Min. ;
- Mating And Unmating Force:  
Mating Force: 5~20N  
Unmating Force: 8~20N;  
6~20N AFTER TEST;
- Durability: 10000 Cycles;



USB TYPE-C PIN ASSIGNMENTS

PIN NUMBER	SIGNAL NAME	PIN NUMBER	SIGNAL NAME
A1	GND	B12	GND
A2	TX1+	B11	RX1+
A3	TX1-	B10	RX1-
A4	Vbus	B9	Vbus
A5	CC1	B8	SBU2
A6	D+	B7	D-
A7	D-	B6	D+
A8	SBU1	B5	CC2
A9	Vbus	B4	Vbus
A10	RX2-	B3	TX2-
A11	RX2+	B2	TX2+
A12	GND	B1	GND



Item	Title	Material	Dispose	Q' TY
1	Shell	SUS304	Ni:30u" Min.	1PCS
2	GND Plate	SUS301		2PCS
3	Mid Plate	SUS301		1PCS
4	Contact	C7025	Mating Area: GOLD FLASH Solder Tails: Matt Tin	2PCS
5	InsertMolding	LCP E6808	UL 94V-0	1PCS
6	COVER	LCP E6808	UL 94V-0	1PCS

THIS DOCUMENT IS THE SOLE PROPERTY OF BBJconn Technology Co., Ltd. Corporation AND SHOULD NOT BE USED IN WHOLE OR IN PART WITHOUT PRIOR WRITTEN PERMISSION.

PDWG.NO: 0470-1

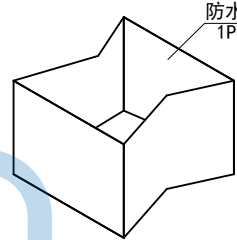
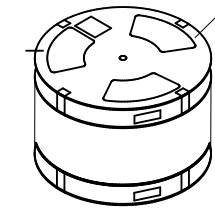
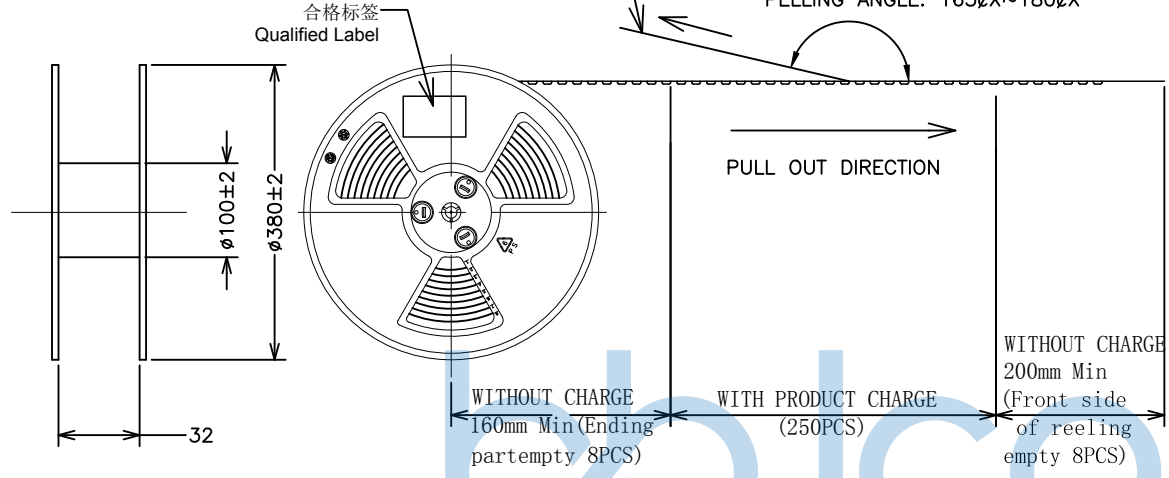
APPD. JM\_Zheng  
CHKD. LYX  
DR. TSP

NAME: TYPE-C 24P 母座 直立式 H=12.0 四脚插 端子SMT LCP橙胶 编带

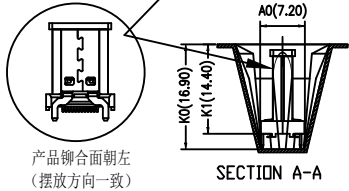
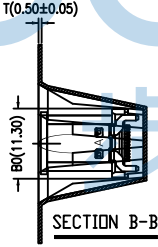
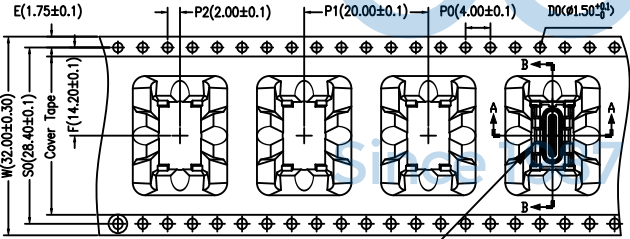
PJ. NO.: 126-224-240003-U4G  
SIZE: A4 DRW NO.:  
FINISH: SEE NOTES MAT'L.: SEE NOTES  
SCALE: N/A REV.: A0 UNIT: mm PAGE: 1/2

AROUND THE OUTER PERIPHERY IN A TURE.  
WEEDING THE COVER TAPE.

PELLING ANGLE: 165±X~180±X

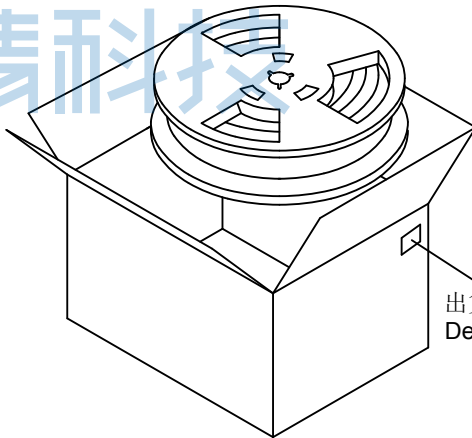


在装入产品的  
防水袋中放置2  
包干燥剂



载带拉出方向

产品铆合面朝左  
(摆放方向一致)



产品规格		/	
Product spec.			
包装容量	个 / 卷	250	
	Pcs/Reel		
QTY	卷 / 箱	8	
	Reel/Ctos.		
重量	个 / 箱	2000	
	Pcs/Ctos.		
Weight (Kg)	净重	/kg	
	N. W.		
	毛重	/kg	
	G. W.		

**包装规范说明:**

1. 如图所示首先CARRIER TAPE (载带) 需先预留8PCS空格后方可置入成品,并附COVER TPAE(上带)覆盖于上,再配合带装机自动卷绕于REEL(塑胶卷轴)收料。  
As shown from picture, the initial starting carrier need to be emptied for 8 pcs, then put connector on Inth carrier; Then cover it with Cover Tape, and Reeling it with Reel auto machine
2. 在定量包装完成后,前端CARRIER TAPE亦需预留8PCS空格,而COVER TPAE配合CARRIER TYPE长度覆盖后,并须再超出200mm以上,最后以胶纸贴固,并于REEL盘上方贴好标签。  
In the end of the Reel, need to empty 8 pcs carrier tape; After covering the carrier, then the Cover Tape need to be 200mm longer, and use tape to fix the cover tape to the reel. Put unalified Label" on the tape.
3. 注意:COVER TAPE 不可撑起或有贴附不顺,歪斜及成品放置方向错误之现象。  
Attention: no deformation of Cover Tape is allowed (protruded plastic, or not smooth, beent or product is wrong positioned)
4. 在纸箱内左右,前后侧各放入一块三角卡板,每个PE袋中装入8个REEL盘,并在PE袋中放入2PCS干燥剂,用胶布封好,在每个纸箱内装入8PCS卷盘,共1叠,盖上箱盖后以胶布封箱,于侧位置贴好标签。  
Inside of carton, at left and right side, put triangle fixed card; Put8Reels to PE bag, and put 1 bags of desiccant inside the PE bag. Each carton has 8 reels. Put "Delivery label" on side of the carton.
5. 零箱部分, 出货时须用缓冲物填满。  
The fractional box must be filled by cushion before shipment.

NO.	包材名称 Items	用量 Usage	适用类别 Series	备注 / Remark
①	纸箱 Carton	1	广东省外,K=K	400*400*310mm
②	PE Bag	2		600*600*0.05mm
③	carrier	8		W=32mm PET 透明L=5.32M
④	透明胶	1		W=25.5mm, 200m/r透明色
⑤	塑胶卷轴 Plastic Reel	8		Ø380mm, W=37mm
⑥	干燥剂 Desiccant	4		
⑦	环保标签 Rohs Label	9		
⑧	合格标签 Qualified Label	8		80*35mm
⑨	出货标签 Delivery Label	1		80*50mm

THIS DOCUMENT IS THE  
SOLE PROPERTY OF  
BBJconn Technology Co.,Ltd.  
Corporation AND SHOULD  
NOT BE USED IN WHOLE  
OR IN PART WITHOUT  
PRIOR WRITTEN PERMISSION.  
PDWG.NO: 0470-1

**深圳市步步精科技有限公司**

NAME:  
TYPE-C 24P 母座 直立式 H=12.0 四脚插 端子SMT LCP橙胶 编带

PJ. NO.: 126-224-240003-U4G

SIZE: A4 DRW NO.:

FINISH: SEE NOTES MAT'L.: SEE NOTES

SCALE: N/A REV.: A0 UNIT: mm PAGE: 2/2

APPD. JM\_Zheng  
CHKD. LYX  
DR. TSP